


4170 m.

RED BULL INDIANAPOLIS GRAND PRIX**Free Practice Nr. 2****Classification****6**

	<i>Rider</i>	<i>Nation</i>	<i>Team</i>	<i>Motorcycle</i>	<i>Time</i>	<i>Lap Total</i>	<i>Gap</i>	<i>Top Speed</i>
1	99 Jorge LORENZO	SPA	Movistar Yamaha MotoGP	YAMAHA	1'32.860	19 19		342.5
2	93 Marc MARQUEZ	SPA	Repsol Honda Team	HONDA	1'32.863	16 19	0.003 0.003	347.0
3	4 Andrea DOVIZIOSO	ITA	Ducati Team	DUCATI	1'33.155	18 21	0.295 0.292	347.2
4	29 Andrea IANNONE	ITA	Ducati Team	DUCATI	1'33.166	19 20	0.306 0.011	346.4
5	35 Cal CRUTCHLOW	GBR	CWM LCR Honda	HONDA	1'33.186	19 20	0.326 0.020	341.8
6	44 Poli ESPARGARO	SPA	Monster Yamaha Tech 3	YAMAHA	1'33.362	18 18	0.502 0.176	345.0
7	26 Dani PEDROSA	SPA	Repsol Honda Team	HONDA	1'33.377	18 19	0.517 0.015	346.9
8	45 Scott REDDING	GBR	EG 0,0 Marc VDS	HONDA	1'33.443	16 18	0.583 0.066	345.8
9	38 Bradley SMITH	GBR	Monster Yamaha Tech 3	YAMAHA	1'33.474	19 24	0.614 0.031	342.5
10	46 Valentino ROSSI	ITA	Movistar Yamaha MotoGP	YAMAHA	1'33.532	19 21	0.672 0.058	338.7
11	9 Danilo PETRUCCI	ITA	Octo Pramac Racing	DUCATI	1'33.763	18 19	0.903 0.231	338.0
12	68 Yonny HERNANDEZ	COL	Octo Pramac Racing	DUCATI	1'33.934	16 19	1.074 0.171	341.6
13	25 Maverick VIÑALES	SPA	Team SUZUKI ECSTAR	SUZUKI	1'33.973	16 18	1.113 0.039	340.7
14	8 Hector BARBERA	SPA	Avintia Racing	DUCATI	1'34.083	12 15	1.223 0.110	340.3
15	41 Aleix ESPARGARO	SPA	Team SUZUKI ECSTAR	SUZUKI	1'34.139	17 17	1.279 0.056	336.3
16	69 Nicky HAYDEN	USA	Aspar MotoGP Team	HONDA	1'34.397	14 18	1.537 0.258	333.7
17	63 Mike DI MEGLIO	FRA	Avintia Racing	DUCATI	1'34.459	16 17	1.599 0.062	339.3
18	43 Jack MILLER	AUS	CWM LCR Honda	HONDA	1'34.731	14 19	1.871 0.272	336.3
19	50 Eugene LAVERTY	IRL	Aspar MotoGP Team	HONDA	1'34.923	18 19	2.063 0.192	334.3
20	6 Stefan BRADL	GER	Aprilia Racing Team Gresini	APRILIA	1'34.935	11 17	2.075 0.012	334.6
21	15 Alex DE ANGELIS	RSM	E-Motion IodaRacing Team	ART	1'35.185	10 21	2.325 0.250	328.6
22	19 Alvaro BAUTISTA	SPA	Aprilia Racing Team Gresini	APRILIA	1'35.284	14 19	2.424 0.099	337.0
23	24 Toni ELIAS	SPA	AB Motoracing	HONDA	1'36.336	18 18	3.476 1.052	333.8

Practice condition: Dry

Air: 27°

Humidity: 46%

Ground: 47°

Fastest Lap:	Lap: 19	Jorge LORENZO	1'32.860	161.6 Km/h
Circuit Record Lap:	2014	Marc MARQUEZ	1'32.831	161.7 Km/h
Circuit Best Lap:	2014	Marc MARQUEZ	1'31.619	163.8 Km/h

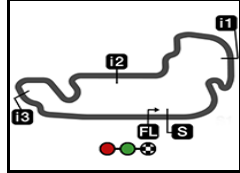
The results are provisional until the end of the limit for protest and appeals.

Time limit for protest expires 30' after publication of the results - Mr. Time:

These data/results cannot be reproduced, stored and/or transmitted in whole or in part by any manner of electronic, mechanical, photocopying, recording, broadcasting or otherwise now known or herein after developed without the previous express consent by the copyright owner, except for reproduction in daily press and regular printed publications on sale to the public within 60 days of the event related to those data/results and always provided that copyright symbol appears together as follows below.


© DORNA, 2015

Official MotoGP Timing by **TISSOT**
www.motogp.com**Indianapolis, Friday, August 07, 2015**



4170 m.

RED BULL INDIANAPOLIS GRAND PRIX**Free Practice Nr. 2****Combined Free Practice Times****7**

	Rider	Nation	Team	MOTORCYCLE	FP1	FP2	Gap
1	99 J.LORENZO	SPA	Movistar Yamaha MotoGP	YAMAHA	1'33.654 16	1'32.860 19	
2	93 M.MARQUEZ	SPA	Repsol Honda Team	HONDA	1'33.747 16	1'32.863 16	0.003 0.003
3	4 A.DOVIZIOSO	ITA	Ducati Team	DUCATI	1'33.871 14	1'33.155 18	0.295 0.292
4	29 A.IANNONE	ITA	Ducati Team	DUCATI	1'34.380 11	1'33.166 19	0.306 0.011
5	35 C.CRUTCHLOW	GBR	CWM LCR Honda	HONDA	1'34.461 12	1'33.186 19	0.326 0.020
6	44 P.ESPARGARO	SPA	Monster Yamaha Tech 3	YAMAHA	1'34.669 20	1'33.362 18	0.502 0.176
7	26 D.PEDROSA	SPA	Repsol Honda Team	HONDA	1'34.050 5	1'33.377 18	0.517 0.015
8	45 S.REDDING	GBR	EG 0,0 Marc VDS	HONDA	1'35.022 4	1'33.443 16	0.583 0.066
9	38 B.SMITH	GBR	Monster Yamaha Tech 3	YAMAHA	1'35.131 6	1'33.474 19	0.614 0.031
10	46 V.ROSSI	ITA	Movistar Yamaha MotoGP	YAMAHA	1'34.374 5	1'33.532 19	0.672 0.058
11	9 D.PETRUCCI	ITA	Octo Pramac Racing	DUCATI	1'35.249 4	1'33.763 18	0.903 0.231
12	68 Y.HERNANDEZ	COL	Octo Pramac Racing	DUCATI	1'35.131 17	1'33.934 16	1.074 0.171
13	25 M.VIÑALES	SPA	Team SUZUKI ECSTAR	SUZUKI	1'34.897 19	1'33.973 16	1.113 0.039
14	8 H.BARBERA	SPA	Avintia Racing	DUCATI	1'34.925 19	1'34.083 12	1.223 0.110
15	41 A.ESPARGARO	SPA	Team SUZUKI ECSTAR	SUZUKI	1'34.966 17	1'34.139 17	1.279 0.056
16	69 N.HAYDEN	USA	Aspar MotoGP Team	HONDA	1'35.340 14	1'34.397 14	1.537 0.258
17	63 M.DI MEGLIO	FRA	Avintia Racing	DUCATI	1'34.794 16	1'34.459 16	1.599 0.062
18	43 J.MILLER	AUS	CWM LCR Honda	HONDA	1'35.936 9	1'34.731 14	1.871 0.272
19	50 E.LAVERTY	IRL	Aspar MotoGP Team	HONDA	1'35.603 16	1'34.923 18	2.063 0.192
20	6 S.BRADL	GER	Aprilia Racing Team Gresini	APRILIA	1'36.444 15	1'34.935 11	2.075 0.012
21	19 A.BAUTISTA	SPA	Aprilia Racing Team Gresini	APRILIA	1'35.066 15	1'35.284 14	2.206 0.131
22	15 A.DE ANGELIS	RSM	E-Motion IodaRacing Team	ART	1'36.416 19	1'35.185 10	2.325 0.119
23	24 T.ELIAS	SPA	AB Motoracing	HONDA	1'38.512 22	1'36.336 18	3.476 1.151

Pole Position Record:	2014	Marc MARQUEZ	1'31.619	163.8 Km/h
Circuit Record Lap:	2014	Marc MARQUEZ	1'32.831	161.7 Km/h
Circuit Best Lap:	2014	Marc MARQUEZ	1'31.619	163.8 Km/h

The results are provisional until the end of the limit for protest and appeals.

Time limit for protest expires 60' after publication of the results - Mr. Time:

These data/results cannot be reproduced, stored and/or transmitted in whole or in part by any manner of electronic, mechanical, photocopying, recording, broadcasting or otherwise now known or herein after developed without the previous express consent by the copyright owner, except for reproduction in daily press and regular printed publications on sale to the public within 60 days of the event related to those data/results and always provided that copyright symbol appears together as follows below.

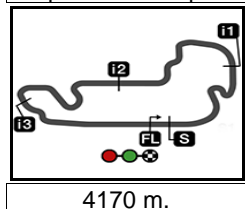
© DORNA, 2015

Official MotoGP Timing by **TISSOT**

www.motogp.com

Indianapolis, Friday, August 07, 2015





RED BULL INDIANAPOLIS GRAND PRIX

Free Practice Nr. 2

Top Speed & Average

8



Rider	Nation	Motorcycle	Top 5 speeds					Average	Top
4 Andrea DOVIZIOSO	ITA	DUCATI	347.2	346.1	345.3	345.0	344.7	345.7	347.2
93 Marc MARQUEZ	SPA	HONDA	347.0	342.2	341.9	341.6	341.2	342.8	347.0
26 Dani PEDROSA	SPA	HONDA	346.9	343.0	341.3	340.9	340.2	342.5	346.9
29 Andrea IANNO	ITA	DUCATI	346.4	344.1	343.7	343.1	343.0	344.0	346.4
45 Scott REDDING	GBR	HONDA	345.8	340.7	340.6	340.0	339.6	341.3	345.8
44 Po ESPARGARO	SPA	YAMAHA	345.0	342.1	341.6	340.7	340.4	342.0	345.0
38 Bradley SMITH	GBR	YAMAHA	342.5	341.6	340.9	340.9	340.7	341.3	342.5
99 Jorge LORENZO	SPA	YAMAHA	342.5	340.9	339.1	339.0	339.0	340.1	342.5
35 Cal CRUTCHLOW	GBR	HONDA	341.8	341.5	341.3	340.9	339.1	340.9	341.8
68 Yonny HERNANDEZ	COL	DUCATI	341.6	339.6	339.1	338.6	338.4	339.5	341.6
25 Maverick VIÑALES	SPA	SUZUKI	340.7	336.8	336.7	336.7	336.3	337.4	340.7
8 Hector BARBERA	SPA	DUCATI	340.3	336.4	336.0	334.0	333.7	336.1	340.3
63 Mike DI MEGLIO	FRA	DUCATI	339.3	334.7	332.3	332.2	331.9	334.1	339.3
46 Valentino ROSSI	ITA	YAMAHA	338.7	338.3	337.8	336.8	336.7	337.7	338.7
9 Daniilo PETRUCCI	ITA	DUCATI	338.0	337.4	337.0	336.1	335.8	336.9	338.0
19 Alvaro BAUTISTA	SPA	APRILIA	337.0	336.0	335.4	334.8	333.7	335.4	337.0
41 Aleix ESPARGARO	SPA	SUZUKI	336.3	335.5	334.3	333.8	333.7	334.7	336.3
43 Jack MILLER	AUS	HONDA	336.3	335.5	335.3	333.8	333.8	334.9	336.3
6 Stefan BRADL	GER	APRILIA	334.6	333.6	331.7	330.1	328.6	331.7	334.6
50 Eugene LAVERTY	IRL	HONDA	334.3	334.0	333.0	332.2	332.2	333.1	334.3
24 Toni ELIAS	SPA	HONDA	333.8	333.7	331.9	330.9	329.8	332.0	333.8
69 Nicky HAYDEN	USA	HONDA	333.7	330.6	329.0	327.5	327.2	329.6	333.7
15 Alex DE ANGELIS	RSM	ART	328.6	325.5	325.2	324.9	324.8	325.8	328.6

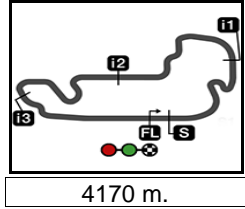
These data/results cannot be reproduced, stored and/or transmitted in whole or in part by any manner of electronic, mechanical, photocopying, recording, broadcasting or otherwise now known or herein after developed without the previous express consent by the copyright owner, except for reproduction in daily press and regular printed publications on sale to the public within 60 days of the event related to those data/results and always provided that copyright symbol appears together as follows below.

© DORNA, 2015

Official MotoGP Timing by **TISSOT**
www.motogp.com



Indianapolis, Friday, August 07, 2015



RED BULL INDIANAPOLIS GRAND PRIX

Free Practice Nr. 2

Chronological Analysis of Performances

9

P Crossing the finish line in pit lane		T1 Time from finish line to 1st intermediate				T2 Time from 1st intermed. to 2nd intermed.				T3 Time from 2nd intermed. to 3rd intermed.				T4 Time from 3rd intermediate to finish line			
Lap	Lap Time	T1	T2	T3	T4	Speed	Lap	Lap Time	T1	T2	T3	T4	Speed				
1st	99	Jorge LORENZO Movistar Yamaha Mot SPA				Runs=3	Total laps=19	Full laps=14	7	1'35.247	25.417	26.309	27.128	16.393	339.6		
									8	1'35.255	25.036	26.830	26.995	16.394	341.8		
									9	1'34.272	25.033	25.675	27.103	16.461	342.4		
									10	1'33.973	25.101	25.709	26.839	16.324	342.2		
									11	1'48.603 P	25.138	27.172	26.991	29.302	342.1		
1	1'37.543	26.833	27.001	27.261	16.448		12	6'15.936	5'05.501	26.711	27.288	16.436					
2	1'34.157	25.103	25.669	26.956	16.429	335.4	13	1'34.067	25.153	25.782	26.805	16.327	342.5				
3	1'33.566	24.986	25.587	26.638	16.355	338.0	14	1'33.845	24.988	25.707	26.749	16.401	342.7				
4	1'33.870	24.988	25.702	26.730	16.450	337.0	15	1'33.949	25.001	25.732	26.868	16.348	345.0				
5	1'33.652	24.915	25.628	26.674	16.435	338.8	16	1'48.957 P	25.079	25.707	28.104	30.067	344.4				
6	1'33.689	24.962	25.630	26.699	16.398	333.8	17	2'56.590	1'47.372	26.117	26.793	16.308					
7	1'49.711 P	25.503	26.623	27.439	30.146	336.0	18	1'33.155	24.798	25.531	26.603	16.223	346.1				
8	10'36.849	9'27.336	26.196	26.925	16.392		19	1'37.802	26.605	25.798	26.874	18.525	344.7				
9	1'33.393	24.854	25.488	26.662	16.389	339.0	20	1'35.501	26.709	25.705	26.794	16.293	332.2				
10	1'33.427	24.989	25.512	26.615	16.311	338.0	21	1'33.539	24.915	25.657	26.749	16.218	345.3				
11	1'41.950	24.847	25.443	33.031	18.629	339.0											
12	1'33.256	24.945	25.461	26.610	16.240	338.3											
13	1'33.318	24.949	25.483	26.551	16.335	338.8											
14	1'33.532	24.925	25.591	26.740	16.276	338.8											
15	1'33.184	24.903	25.472	26.599	16.210	339.1											
16	1'48.246 P	25.766	25.727	27.115	29.638	338.8											
17	7'14.038	6'05.531	25.651	26.614	16.242												
18	1'32.863	24.831	25.372	26.528	16.132	342.5											
19	1'32.860	24.744	25.408	26.461	16.247	340.9											
2nd	93	Marc MARQUEZ Repsol Honda Team SPA				Runs=3	Total laps=19	Full laps=14	4th	29	Andrea IANNONE Ducati Team ITA				Runs=4	Total laps=20	Full laps=13
1	1'54.315	41.157	28.121	28.531	16.506		1	1'54.825	41.349	28.296	28.691	16.489					
2	1'34.358	25.110	25.910	27.051	16.287	336.7	2	1'34.776	25.340	25.989	27.145	16.302	328.4				
3	1'33.505	24.827	25.565	26.765	16.348	338.0	3	1'33.388	24.966	25.549	26.675	16.198	338.4				
4	1'35.416	25.791	26.072	27.170	16.383	338.1	4	1'34.167	25.042	25.802	27.016	16.307	338.6				
5	1'35.203	25.714	25.864	27.081	16.544	342.2	5	1'36.453	27.278	25.770	27.124	16.281	342.8				
6	1'49.575 P	24.903	26.095	28.125	30.452	334.1	6	1'47.047 P	25.160	25.720	27.192	28.975	344.0				
7	10'44.811	9'31.172	26.557	30.278	16.804		7	7'42.166	6'30.668	27.043	27.788	16.667					
8	1'33.308	24.993	25.474	26.516	16.325	335.1	8	1'34.823	25.447	25.912	27.106	16.358	341.2				
9	1'33.687	24.937	25.524	26.817	16.409	347.0	9	1'34.765	25.164	26.001	26.982	16.618	338.7				
10	1'34.473	24.853	25.723	27.083	16.814	339.0	10	1'34.414	25.093	25.910	26.893	16.518	340.2				
11	1'37.604	27.962	26.190	26.968	16.484	339.1	11	1'45.192 P	25.260	25.887	27.248	26.797	341.6				
12	1'33.350	24.921	25.348	26.718	16.363	336.4	12	7'31.034	6'10.656	28.285	35.569	16.524					
13	1'50.114 P	26.542	26.469	27.622	29.481	334.0	13	1'34.138	25.196	25.727	26.940	16.275	343.1				
14	8'07.935	6'55.037	29.636	26.959	16.303		14	1'34.130	25.173	25.769	26.920	16.268	343.0				
15	1'34.977	25.241	26.184	27.197	16.355	341.6	15	1'34.076	25.065	25.847	26.884	16.280	342.4				
16	1'32.863	24.807	25.405	26.416	16.235	341.9	16	1'46.758 P	25.637	26.010	27.489	27.622	339.6				
17	1'33.101	24.752	25.381	26.673	16.295	341.2	17	2'48.297	1'39.244	25.976	26.882	16.195					
18	1'33.124	24.907	25.422	26.508	16.287	339.4	18	1'33.285	24.881	25.568	26.624	16.212	346.4				
19	1'33.148	24.882	25.439	26.560	16.267	340.9	19	1'33.166	24.881	25.511	26.612	16.162	342.4				
							20	1'35.975	25.150	26.598	27.722	16.505	343.7				
3rd	4	Andrea DOVIZIOSO Ducati Team ITA				Runs=4	Total laps=21	Full laps=14	5th	35	Cal CRUTCHLOW CWM LCR Honda GBR				Runs=4	Total laps=20	Full laps=13
1	1'38.342	27.999	26.791	27.271	16.281		1	2'07.565	55.033	27.551	28.339	16.642					
2	1'34.029	25.166	25.710	26.830	16.323	340.7	2	1'35.269	25.774	25.899	27.010	16.586	335.3				
3	1'33.813	25.039	25.674	26.779	16.321	344.6	3	1'34.559	25.377	25.862	26.798	16.522	337.8				
4	1'33.721	24.996	25.640	26.762	16.323	344.4	4	1'38.184	25.291	28.869	27.489	16.535	335.8				
5	1'50.283 P	24.976	26.168	29.073	30.066	347.2	5	1'34.487	25.267	25.775	26.949	16.496	341.3				
6	7'50.077	6'39.079	26.892	27.596	16.510		6	1'34.323	25.225	25.681	26.872	16.545	339.1				
							7	1'59.196 P	29.867	28.135	29.334	31.860					
							8	8'06.863	6'55.688	27.638	26.835	16.702					
							9	1'35.031	25.073	26.447	26.940	16.571	338.1				
							10	1'34.034	25.094	25.696	26.730	16.514	336.8				
							11	1'35.841	25.257	25.624	27.660	17.300	338.0				

Fastest Lap: Jorge LORENZO Movistar Yamaha Mot SPA **1'32.860** 24.744 25.408 26.461 16.247

These data/results cannot be reproduced, stored and/or transmitted in whole or in part by any manner of electronic, mechanical, photocopying, recording, broadcasting or otherwise now known or herein after developed without the previous express consent by the copyright owner, except for reproduction in daily press and regular printed publications on sale to the public within 60 days of the event related to those data/results and always provided that copyright symbol appears together as follows below.
© DORNA, 2015



Free Practice Nr. 2

MotoGP

Lap	Lap Time	T1	T2	T3	T4	Speed	Lap	Lap Time	T1	T2	T3	T4	Speed	
12	1'54.224 P	29.861	27.429	28.106	28.828	338.8	8	1'34.696	25.440	25.701	26.923	16.632	334.7	
13	6'01.790	4'48.386	28.724	28.083	16.597		9	1'34.562	25.246	25.651	27.010	16.655	336.0	
14	1'35.910	25.412	25.997	27.987	16.514	334.6	10	1'34.556	25.155	25.701	27.018	16.682	338.0	
15	1'34.000	25.004	25.716	26.847	16.433	341.8	11	1'34.854	25.356	25.864	26.932	16.702	335.3	
16	1'51.532 P	23.781	29.633	28.998	29.120	327.9	12	1'44.651	29.076	29.682	29.299	16.594	338.3	
17	2'46.156	1'36.007	26.640	27.106	16.403		13	1'34.195	25.160	25.726	26.741	16.568	338.7	
18	1'37.426	25.101	28.332	27.649	16.344	341.5	14	1'50.243 P	26.497	26.460	27.913	29.373	335.3	
19	1'33.186	24.867	25.363	26.608	16.348	340.9	15	8'11.423	6'59.734	27.698	27.436	16.555		
20	1'46.045	30.289	30.341	28.594	16.821	328.3	16	1'33.443	25.058	25.447	26.617	16.321	340.7	
							17	1'33.899	25.111	25.560	26.688	16.540	339.6	
							18	1'39.850	28.535	26.711	28.236	16.368	340.6	
6th	44	Poi ESPARGARO				Monster Yamaha Tec	SPA							
		Runs=3	Total laps=19	Full laps=13										
1	1'57.595	42.088	28.803	30.018	16.686									
2	1'34.648	25.178	26.067	26.955	16.448	340.4								
3	1'33.837	25.101	25.711	26.671	16.354	341.6								
4	1'34.333	25.074	25.709	26.700	16.850	342.1								
5	1'37.949	27.170	26.523	27.392	16.864	338.6								
6	1'34.498	25.327	25.844	26.777	16.550	337.3								
7	1'52.038 P	27.139	27.103	28.559	29.237	332.9								
8	9'26.519	8'15.376	27.086	27.391	16.666									
9	1'34.195	25.319	25.819	26.673	16.384	331.1								
10	1'34.257	25.037	25.946	26.611	16.663	339.1								
11	1'34.047	25.054	25.872	26.674	16.447	336.7								
12	1'34.289	25.199	25.792	26.681	16.617	338.0								
13	1'45.583	29.940	29.432	29.651	16.560	313.4								
14	1'33.839	24.957	25.768	26.723	16.391	339.1								
15	1'34.085	25.039	25.833	26.839	16.374	340.7								
16	1'52.792 P	27.404	27.205	28.625	29.558	322.4								
17	5'37.367	4'28.015	26.220	26.768	16.364									
18	1'33.362	24.997	25.541	26.562	16.262	345.0								
	unfinished	25.011	25.606	26.656		339.9								
7th	26	Dani PEDROSA				Repsol Honda Team	SPA							
		Runs=3	Total laps=19	Full laps=14										
1	1'55.744	41.790	28.596	28.689	16.669									
2	1'34.633	25.751	25.770	26.733	16.379	328.0								
3	1'33.624	24.950	25.678	26.737	16.259	346.9								
4	1'37.394	25.122	27.760	27.977	16.535	343.0								
5	1'34.075	25.184	25.724	26.760	16.407	338.1								
6	1'33.779	25.089	25.662	26.569	16.459	341.3								
7	1'51.050 P	26.478	27.453	28.199	28.920	336.4								
8	7'28.708	6'17.075	27.044	27.937	16.652									
9	1'34.975	25.445	25.954	27.167	16.409	328.3								
10	1'33.943	25.152	25.678	26.703	16.410	338.8								
11	1'33.583	25.034	25.563	26.582	16.404	339.0								
12	1'38.277	27.853	26.352	27.426	16.646	334.0								
13	1'33.471	24.986	25.538	26.550	16.397	340.2								
14	1'48.468 P	25.953	26.754	27.582	28.179	339.0								
15	10'08.665	8'57.414	27.202	27.644	16.405									
16	1'33.886	25.169	25.596	26.844	16.277	334.1								
17	1'34.975	25.068	26.716	26.939	16.252	338.4								
18	1'33.377	24.963	25.498	26.617	16.299	336.8								
19	1'33.470	24.936	25.579	26.644	16.311	340.9								
8th	45	Scott REDDING				EG 0,0 Marc VDS	GBR							
		Runs=3	Total laps=18	Full laps=13										
1	2'25.453	1'10.243	28.952	29.352	16.906									
2	1'34.663	25.622	25.633	26.869	16.539	335.3								
3	1'34.074	25.136	25.596	26.833	16.509	345.8								
4	1'34.823	25.666	25.725	26.923	16.509	340.0								
5	1'34.489	25.326	25.790	26.774	16.599	331.6								
6	1'52.050 P	27.196	27.125	27.705	30.024	333.0								
7	10'01.542	8'48.532	27.903	28.219	16.888									
9th	38	Bradley SMITH				Monster Yamaha Tec	GBR							
		Runs=3	Total laps=24	Full laps=19										
1	1'43.275	30.377	28.074	28.155	16.669									
2	1'34.834	25.400	25.906	26.987	16.541	339.3								
3	1'34.228	25.035	25.875	26.819	16.499	341.6								
4	1'33.941	25.106	25.627	26.708	16.500	337.8								
5	1'34.083	25.075	25.690	26.834	16.484	340.9								
6	1'36.738	27.144	26.072	26.953	16.569	340.7								
7	1'34.310	25.199	25.694	26.922	16.495	339.3								
8	1'34.171	25.191	25.832	26.735	16.413	335.0								
9	1'34.196	25.068	25.827	26.765	16.536	338.7								
10	1'49.021 P	25.043	25.740	28.260	29.978	338.6								
11	5'11.057	4'00.326	26.704	27.404	16.623									
12	1'34.583	25.178	26.076	26.847	16.482	340.6								
13	1'34.415	25.173	25.831	26.978	16.433	335.5								
14	1'34.049	25.079	25.685	26.829	16.456	339.1								
15	1'34.019	25.058	25.610	26.826	16.525	337.5								
16	1'34.382	25.299	25.709	26.875	16.499	334.1								
17	1'46.857 P	25.031	25.734	26.804	29.288	339.7								
18	5'36.118	4'23.864	26.786	28.031	17.437									
19	1'33.474	24.815	25.384	26.984	16.291	342.5								
20	1'33.549	24.874	25.429	26.881	16.365	340.9								
21	1'33.527	24.896	25.545	26.643	16.443	339.1								
22	1'48.471	36.373	26.792	26.782	18.524	340.2								
23	1'33.572	24.955	25.505	26.671	16.441	339.6								
24	1'33.686	24.983	25.651	26.728	16.324	339.9								
10th	46	Valentino ROSSI				Movistar Yamaha Mot	ITA							
		Runs=4	Total laps=21	Full laps=14										
1	2'25.646	1'12.870	27.995	28.075	16.706									
2	1'34.760	25.590	26.004	26.857	16.309	330.4								
3	1'34.144	25.244	25.858	26.706	16.336	332.6								
4	1'34.203	25.123	25.731	26.914	16.435	338.7								
5	1'34.271	25.117	25.745	26.889	16.520	338.3								
6	1'34.148	25.011	25.881	26.728	16.528	336.7								
7	1'49.290 P	25.939	26.734	27.535	29.082	334.7								
8	8'02.617	6'52.230	26.780	27.007	16.600									
9	1'39.526	25.187	30.341	27.334	16.664	332.0								
10	1'34.512	25.142	25.828	26.992	16.550	333.3								
11	1'34.642	25.133	26.154	26.796	16.559	334.0								
12	1'50.395 P	27.535	27.243	27.454	28.163	333.8								
13	4'51.628	3'40.388	27.316	27.367	16.557									
14	1'35.045	25.207	26.028	27.246	16.564	334.6								
15	1'34.976	25.079	26.151	27.136	16.610	336.3								
16	1'34.272	25.216	25.772	26.833	16.451	333.7								
17	1'45.095 P	24.965	25.798	26.894	27.438	336.1								
18	2'48.452	1'38.696	26.331	27.003	16.422									
19	1'33.532	24.837	25.726	26.570	16.399	337.8								
20	1'33.836	25.015	25.750	26.708	16.363	336.8								

Free Practice Nr. 2

MotoGP

Lap	Lap Time	T1	T2	T3	T4	Speed	Lap	Lap Time	T1	T2	T3	T4	Speed
11th	9	Danilo PETRUCCI Octo Pramac Racing ITA					18	1'35.050	25.397	25.958	27.053	16.642	334.6
		Runs=4	Total laps=19	Full laps=12									
1	1'57.772	43.096	28.235	29.918	16.523								
2	1'35.078	25.316	25.968	27.310	16.484	331.7							
3	1'34.960	25.543	25.810	27.015	16.592	325.1							
4	1'34.936	25.246	26.015	27.077	16.598	336.1							
5	1'34.913	25.239	25.909	27.097	16.668	338.0							
6	2'01.572 P	28.515	30.751	31.309	30.997	325.7							
7	5'23.612	4'12.250	26.880	27.707	16.775								
8	1'35.014	25.184	25.961	27.280	16.589	331.1							
9	1'53.775	26.352	29.577	37.620	20.226	332.2							
10	1'34.481	25.126	25.832	26.989	16.534	335.7							
11	1'51.498 P	25.178	26.940	28.338	31.042	333.6							
12	6'34.299	5'10.138	30.625	35.048	18.488								
13	1'34.143	25.033	25.738	26.879	16.493	337.4							
14	1'36.380	25.005	26.964	27.911	16.500	335.3							
15	1'54.272 P	27.390	27.345	28.276	31.261	334.4							
16	6'18.104	5'00.619	30.232	30.403	16.850								
17	1'57.108	24.969	30.209	39.396	22.534	334.1							
18	1'33.763	24.929	25.643	26.718	16.473	335.8							
19	1'39.794			27.908	17.546	337.0							
14th	8	Hector BARBERA Avintia Racing SPA					1	1'56.537	41.658	28.536	29.377	16.966	
		Runs=3	Total laps=15	Full laps=10									
2	1'36.207	25.935	26.325	27.417	16.530	318.0							
3	1'35.934	25.967	26.253	27.213	16.501	320.3							
4	1'34.866	25.375	25.829	27.126	16.536	329.7							
5	1'35.352	25.681	26.004	27.167	16.500	333.7							
6	1'34.872	25.345	26.011	27.034	16.482	327.5							
7	1'49.397 P	25.637	27.445	28.363	27.952	334.0							
8	12'37.808	11'23.117	27.219	30.569	16.903								
9	1'36.498	25.924	26.394	27.459	16.721	321.2							
10	1'51.382 P	28.674	26.527	27.605	28.576	332.9							
11	12'04.461	10'54.195	26.750	27.078	16.438								
12	1'34.083	24.982	25.840	26.802	16.459	336.0							
13	1'52.602	31.742	33.941	29.974	16.945	340.3							
14	1'35.029	25.164	25.941	27.076	16.848	331.5							
15	1'34.587	25.294	25.720	27.149	16.424	336.4							
15th	41	Aleix ESPARGARO Team SUZUKI ECST SPA					1	2'19.537	1'05.852	28.523	28.316	16.846	
		Runs=5	Total laps=17	Full laps=8									
2	1'35.240	25.588	25.811	27.162	16.679	333.7							
3	1'34.786	25.350	25.803	27.061	16.572	335.5							
4	1'56.399 P	26.298	27.794	27.965	34.342	336.3							
5	6'28.086	5'16.822	26.946	27.442	16.876								
6	1'35.151	25.314	25.916	27.172	16.749	328.7							
7	1'52.381 P	23.507	28.697	28.584	31.593	330.6							
8	5'52.246	4'38.989	28.266	28.156	16.835								
9	1'34.853	25.417	25.666	27.083	16.687	330.2							
10	1'34.850	25.257	25.822	27.096	16.675	332.0							
11	1'55.653 P	25.220	26.981	30.245	33.207	334.3							
12	7'07.466	5'55.048	27.709	28.015	16.694								
13	1'34.420	25.126	25.734	27.101	16.459	333.8							
14	1'34.516	25.140	25.792	26.900	16.684	333.1							
15	1'50.501 P	27.552	26.271	27.341	29.337	332.6							
16	4'21.139	3'10.092	26.906	27.431	16.710								
17	1'34.139	25.045	25.601	26.888	16.605	332.2							
16th	69	Nicky HAYDEN Aspar MotoGP Team USA					1	1'59.202	44.246	27.548	30.186	17.222	
		Runs=3	Total laps=18	Full laps=13									
2	1'36.368	25.955	26.306	27.278	16.829	305.5							
3	1'36.469	26.013	26.464	27.208	16.784	321.4							
4	1'36.236	25.665	26.210	27.577	16.784	324.4							
5	1'37.193	26.380	26.513	27.469	16.831	330.6							
6	1'35.830	25.639	26.155	27.273	16.763	320.1							
7	1'52.223 P	26.344	27.292	28.560	30.027	311.6							
8	9'02.691	7'50.481	27.511	27.912	16.787								
9	1'35.198	25.506	25.957	27.068	16.667	329.0							
10	1'36.160	25.500	26.105	27.683	16.872	324.1							
11	1'36.286	25.675	26.389	27.399	16.823	323.1							
12	1'49.929 P	26.070	27.246	28.709	27.904	327.5							
13	10'34.762	9'22.968	27.216	27.988	16.590								
14	1'34.397	24.994	25.815	26.926	16.662	333.7							
15	1'35.521	25.591	26.109	27.129	16.692	327.1							
16	1'36.375	25.551	26.648	27.345	16.831	324.3							
17	1'35.882	25.631	26.355	27.175	16.721	323.0							
18	1'35.690	25.495	26.146	27.331	16.718	327.2							
13th	25	Maverick VIÑALES Team SUZUKI ECST SPA					1	2'21.083	1'04.894	29.756	29.520	16.913	
		Runs=3	Total laps=18	Full laps=13									
2	1'35.413	25.606	25.828	27.450	16.529	331.9							
3	1'34.442	25.123	25.778	27.028	16.513	336.1							
4	1'38.950	25.139	27.066	30.081	16.664	335.7							
5	1'34.467	25.274	25.740	26.949	16.504	336.0							
6	1'36.574	25.291	27.532	27.121	16.630	336.3							
7	1'51.719 P	25.412	25.863	27.741	32.703	334.3							
8	8'43.124	7'31.931	27.070	27.466	16.657								
9	1'34.621	25.210	25.879	26.855	16.677	335.0							
10	1'34.214	25.103	25.610	26.913	16.588	333.8							
11	1'50.123 P	25.309	25.847	27.342	31.625	336.7							
12	9'32.732	8'19.617	28.199	28.091	16.825								
13	1'34.438	25.342	25.659	26.958	16.479	336.8							
14	1'34.192	25.135	25.643	26.960	16.454	334.7							
15	1'38.526	27.160	27.981	26.896	16.489	340.7							
16	1'33.973	25.157	25.584	26.834	16.398	336.7							
17	1'36.624	25.172	27.498	27.439	16.515	335.5							

Fastest Lap: Jorge LORENZO Movistar Yamaha Mot SPA **1'32.860** 24.744 25.408 26.461 16.247

These data/results cannot be reproduced, stored and/or transmitted in whole or in part by any manner of electronic, mechanical, photocopying, recording, broadcasting or otherwise now known or herein after developed without the previous express consent by the copyright owner, except for reproduction in daily press and regular printed publications on sale to the public within 60 days of the event related to those data/results and always provided that copyright symbol appears together as follows below.
© DORNA, 2015



Free Practice Nr. 2

MotoGP

Lap	Lap Time	T1	T2	T3	T4	Speed	Lap	Lap Time	T1	T2	T3	T4	Speed	
17th	63	Mike DI MEGLIO Avintia Racing FRA						20th	6	Stefan BRADL Aprilia Racing Team GER				
		Runs=4	Total laps=17	Full laps=9					Runs=4	Total laps=17	Full laps=11			
1	2'00.810	44.553	27.616	30.815	17.826		1	1'57.574	42.315	28.814	29.563	16.882		
2	1'36.896	25.582	25.809	28.223	17.282	322.4	2	1'35.906	25.971	26.099	27.241	16.595	309.4	
3	1'34.947	25.396	25.896	27.026	16.629	331.9	3	1'35.534	25.648	26.187	27.165	16.534	327.4	
4	1'35.811	25.464	26.054	27.637	16.656	339.3	4	1'35.998	25.859	26.036	27.347	16.756	324.9	
5	1'36.095	25.832	26.181	27.312	16.770	316.6	5	1'35.990	25.752	26.240	27.356	16.642	328.6	
6	1'35.942	25.677	26.188	27.234	16.843	332.2	6	1'36.045	25.853	26.187	27.257	16.748	313.5	
7	1'53.283 P	27.720	27.245	28.548	29.770	321.6	7	1'55.613 P	28.078	27.231	28.478	31.826	328.2	
8	7'45.647	6'34.480	26.841	27.488	16.838		8	7'35.706 P	5'59.023	27.771	36.797	32.115		
9	1'36.062	25.693	26.334	27.372	16.663	328.3	9	8'01.524	6'48.422	28.238	28.101	16.763		
10	1'35.806	25.598	26.246	27.286	16.676	332.3	10	1'35.447	25.590	25.952	27.105	16.800	326.8	
11	1'55.329 P	29.208	27.873	28.392	29.856	325.7	11	1'34.935	25.386	25.867	27.139	16.543	331.7	
12	10'03.444	8'48.276	28.210	30.201	16.757		12	1'50.613 P	26.126	26.566	28.104	29.817	327.6	
13	1'35.497	25.508	26.048	27.008	16.933	322.3	13	6'12.805	5'00.289	27.350	28.448	16.718		
14	1'46.974 P	25.854	26.193	27.458	27.469	326.4	14	1'51.974	25.326	25.870	39.350	21.428	333.6	
15	5'06.839	3'46.146	30.212	33.751	16.730		15	1'35.026	25.291	25.808	27.339	16.588	324.4	
16	1'34.459	25.233	25.733	26.865	16.628	330.5	16	1'40.239	28.310	27.643	27.447	16.839	334.6	
17	1'52.958 P	28.475	27.060	27.708	29.715	334.7	17	1'35.974	25.901	26.038	27.298	16.737	330.1	
18th	43	Jack MILLER CWM LCR Honda AUS						21st	15	Alex DE ANGELIS E-Motion IodaRacing RSM				
		Runs=4	Total laps=19	Full laps=12					Runs=3	Total laps=21	Full laps=16			
1	1'59.972	45.470	27.137	30.432	16.933		1	1'43.911	30.680	27.966	28.153	17.112		
2	1'36.526	25.436	26.361	27.602	17.127	333.8	2	1'40.858	25.642	28.652	29.558	17.006	324.9	
3	1'36.127	25.676	26.162	27.564	16.725	327.9	3	1'35.312	25.572	25.961	26.832	16.947	323.9	
4	1'43.761	27.089	28.414	30.619	17.639	324.1	4	1'35.666	25.434	26.102	27.230	16.900	325.2	
5	1'36.453	25.589	26.131	27.584	17.149	325.9	5	1'36.055	25.650	26.111	27.205	17.089	328.6	
6	1'53.658 P	25.858	26.132	27.821	33.847	327.4	6	1'35.883	25.546	26.151	27.207	16.979	323.1	
7	8'27.075	7'10.703	27.873	31.273	17.226		7	2'00.633 P	30.360	29.305	28.761	32.207	323.0	
8	1'36.079	25.518	26.097	27.622	16.842	331.1	8	7'49.136	6'32.375	28.513	30.784	17.464		
9	1'35.838	25.384	26.268	27.329	16.857	333.0	9	1'35.715	25.728	26.103	27.069	16.815	321.9	
10	1'41.755	27.453	29.383	28.123	16.796	330.5	10	1'35.185	25.414	25.755	27.006	17.010	324.0	
11	1'35.756	25.381	26.049	27.466	16.860	333.8	11	1'41.885	31.464	26.158	27.389	16.874	321.9	
12	2'01.417 P	28.647	31.820	28.645	32.305	308.7	12	1'35.796	25.384	26.305	27.214	16.893	321.1	
13	7'31.070	6'19.845	26.941	27.493	16.791		13	1'56.110 P	29.288	27.594	29.062	30.166	322.2	
14	1'34.731	24.988	25.880	27.178	16.685	335.5	14	6'50.661	5'34.316	28.271	31.029	17.045		
15	1'35.321	25.239	25.891	27.488	16.703	335.3	15	1'35.787	25.521	26.155	27.166	16.945	324.0	
16	1'35.913	25.287	26.248	27.458	16.920	336.3	16	1'35.788	25.465	26.258	27.117	16.948	323.6	
17	2'08.070 P	29.767	35.636	29.181	33.486	324.9	17	1'37.847	26.960	26.472	27.593	16.822	320.3	
18	2'58.082	1'46.306	27.470	27.467	16.839		18	1'35.492	25.391	26.062	27.134	16.905	325.5	
19	1'36.009	25.659	26.252	27.328	16.770	303.9	19	1'46.499	31.033	29.536	26.992	18.938	321.9	
19th	50	Eugene LAVERTY Aspar MotoGP Team IRL						22nd	19	Alvaro BAUTISTA Aprilia Racing Team SPA				
		Runs=4	Total laps=19	Full laps=12					Runs=4	Total laps=19	Full laps=12			
1	1'55.727	41.537	28.317	28.931	16.942		1	1'48.410	35.411	27.617	28.488	16.894		
2	1'36.628	26.346	26.166	27.474	16.642	313.0	2	1'35.940	25.708	26.160	27.295	16.777	327.9	
3	1'36.302	25.781	26.409	27.366	16.746	327.4	3	1'35.389	25.515	25.985	27.139	16.750	331.6	
4	1'36.106	25.900	26.167	27.308	16.731	310.8	4	1'35.654	25.475	26.135	27.283	16.761	332.2	
5	1'36.045	25.820	26.196	27.326	16.703	326.5	5	1'35.391	25.387	26.079	27.180	16.745	331.7	
6	1'50.476 P	25.864	26.328	27.781	30.503	316.4	6	1'35.835	25.336	26.256	27.376	16.867	331.9	
7	6'14.332	4'59.576	28.419	28.635	17.702		7	1'52.023 P	27.486	27.301	27.798	29.438	331.5	
8	1'35.531	25.608	26.044	27.166	16.713	326.5	8	5'59.888	4'47.455	27.569	27.829	17.035		
9	1'35.436	25.442	25.989	27.249	16.756	330.5	9	1'36.393	25.527	26.425	27.677	16.764	327.8	
10	1'35.570	25.619	26.080	27.190	16.681	327.0	10	1'36.077	25.439	26.044	27.778	16.816	331.6	
11	1'49.633 P	25.502	26.214	27.303	30.614	334.0	11	1'37.553	25.474	27.766	27.492	16.821	330.9	
12	7'34.497	6'22.314	27.441	27.911	16.831		12	1'53.283 P	25.708	26.234	30.928	30.413	327.1	
13	1'35.578	25.213	25.981	27.544	16.840	330.8	13	7'57.387	6'45.986	27.137	27.493	16.771		
14	1'35.424	25.306	26.196	27.297	16.625	332.2	14	1'35.284	25.423	26.110	27.166	16.585	333.7	
15	1'50.496 P	25.483	26.220	27.537	31.256	333.0	15	1'35.496	25.383	26.141	27.290	16.682	335.4	
16	5'06.059	3'53.788	27.545	28.020	16.706		16	1'47.286 P	25.362	26.256	27.575	28.093	337.0	
17	1'38.829	26.677	27.526	27.883	16.743	334.3								
18	1'34.923	25.255	26.004	27.025	16.639	331.3								
19	1'35.004	25.360	25.935	27.101	16.608	332.2								

Fastest Lap: Jorge LORENZO Movistar Yamaha Mot SPA **1'32.860** 24.744 25.408 26.461 16.247

These data/results cannot be reproduced, stored and/or transmitted in whole or in part by any manner of electronic, mechanical, photocopying, recording, broadcasting or otherwise now known or herein after developed without the previous express consent by the copyright owner, except for reproduction in daily press and regular printed publications on sale to the public within 60 days of the event related to those data/results and always provided that copyright symbol appears together as follows below.
© DORNA, 2015

Official MotoGP Timing by TISSOT
www.motogp.com



Indianapolis, Friday, August 07, 2015

Free Practice Nr. 2

MotoGP

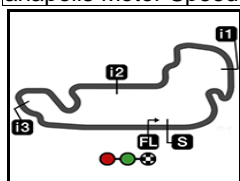
Lap	Lap Time	T1	T2	T3	T4	Speed	Lap	Lap Time	T1	T2	T3	T4	Speed
17	5'54.456	4'43.740	26.638	27.447	16.631								
18	1'35.833	25.054	26.599	27.561	16.619	336.0							
19	1'35.326	25.695	25.951	27.046	16.634	334.8							

23rd		24	Toni ELIAS		AB Motoracing		SPA	
		Runs=3		Total laps=18		Full laps=13		
1	1'50.371	33.276	29.678	29.856	17.561			
2	1'40.183	27.224	27.943	28.191	16.825	314.7		
3	9'21.772	8'02.677	31.454	30.138	17.503	322.8		
4	1'41.355	27.144	27.713	29.015	17.483	315.0		
5	1'38.692	26.288	27.070	28.252	17.082	323.1		
6	1'38.476	26.103	26.899	28.348	17.126	327.1		
7	1'37.981	25.989	26.879	27.999	17.114	326.5		
8	1'37.604	25.929	26.739	27.830	17.106	325.3		
9	1'37.811	26.051	26.764	27.797	17.199	328.7		
10	1'38.245	26.315	26.817	28.081	17.032	318.0		
11	1'36.937	25.854	26.617	27.521	16.945	328.2		
12	1'37.341	25.865	26.553	27.824	17.099	329.8		
13	1'37.794	26.076	26.442	28.410	16.866	323.7		
14	2'01.757 P	26.112	30.401	30.168	35.076	331.9		
15	9'16.773	7'55.006	28.253	30.545	22.969			
16	1'38.055	26.192	26.988	27.947	16.928	330.9		
17	1'40.274	25.732	26.994	29.941	17.607	333.7		
18	1'36.336	25.783	26.442	27.349	16.762	333.8		

Fastest Lap: Jorge LORENZO Movistar Yamaha Mot SPA **1'32.860** 24.744 25.408 26.461 16.247

These data/results cannot be reproduced, stored and/or transmitted in whole or in part by any manner of electronic, mechanical, photocopying, recording, broadcasting or otherwise now known or herein after developed without the previous express consent by the copyright owner, except for reproduction in daily press and regular printed publications on sale to the public within 60 days of the event related to those data/results and always provided that copyright symbol appears together as follows below.
© DORNA, 2015





4170 m.

RED BULL INDIANAPOLIS GRAND PRIX

Free Practice Nr. 2

Best Partial Times

MotoGP

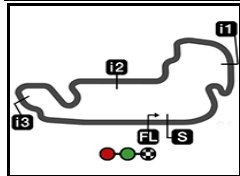
IT Ideal Lap Time, sum of the best partial times

BT Best Lap Time

T1		T2		T3		T4						
Pos	Rider	Time	Rider	Time	Rider	Time	Rider	Time	Pos	Rider	IT	BT
1	A.ESPARGARO	23.507	M.MARQUEZ	25.348	M.MARQUEZ	26.416	J.LORENZO	16.132	1	C.CRUTCHLO	1'32.096	1'33.186 (5)
2	C.CRUTCHLOW	23.781	C.CRUTCHLOW	25.363	J.LORENZO	26.461	A.IANNONE	16.162	2	A.ESPARGAR	1'32.455	1'34.139 (15)
3	J.LORENZO	24.744	J.LORENZO	25.372	D.PEDROSA	26.550	A.DOVIZIOSO	16.218	3	J.LORENZO	1'32.709	1'32.860 (1)
4	M.MARQUEZ	24.752	B.SMITH	25.384	P.ESPARGARO	26.562	M.MARQUEZ	16.235	4	M.MARQUEZ	1'32.751	1'32.863 (2)
5	A.DOVIZIOSO	24.798	S.REDDING	25.447	V.ROSSI	26.570	D.PEDROSA	16.252	5	B.SMITH	1'33.133	1'33.474 (9)
6	B.SMITH	24.815	D.PEDROSA	25.498	A.DOVIZIOSO	26.603	P.ESPARGARO	16.262	6	A.DOVIZIOSO	1'33.150	1'33.155 (3)
7	V.ROSSI	24.837	A.IANNONE	25.511	C.CRUTCHLOW	26.608	B.SMITH	16.291	7	A.IANNONE	1'33.166	1'33.166 (4)
8	A.IANNONE	24.881	A.DOVIZIOSO	25.531	A.IANNONE	26.612	V.ROSSI	16.309	8	D.PEDROSA	1'33.236	1'33.377 (7)
9	D.PETRUCCI	24.929	P.ESPARGARO	25.541	S.REDDING	26.617	S.REDDING	16.321	9	P.ESPARGAR	1'33.322	1'33.362 (6)
10	D.PEDROSA	24.936	M.VIÑALES	25.584	B.SMITH	26.643	C.CRUTCHLOW	16.344	10	V.ROSSI	1'33.375	1'33.532 (10)
11	P.ESPARGARO	24.957	A.ESPARGARO	25.601	D.PETRUCCI	26.718	Y.HERNANDEZ	16.379	11	S.REDDING	1'33.443	1'33.443 (8)
12	H.BARBERA	24.982	Y.HERNANDEZ	25.612	Y.HERNANDEZ	26.764	M.VIÑALES	16.398	12	D.PETRUCCI	1'33.763	1'33.763 (11)
13	J.MILLER	24.988	D.PETRUCCI	25.643	H.BARBERA	26.802	H.BARBERA	16.424	13	Y.HERNANDEZ	1'33.864	1'33.934 (12)
14	N.HAYDEN	24.994	V.ROSSI	25.659	A.DE ANGELIS	26.832	A.ESPARGARO	16.459	14	M.VIÑALES	1'33.919	1'33.973 (13)
15	A.BAUTISTA	25.054	H.BARBERA	25.720	M.VIÑALES	26.834	D.PETRUCCI	16.473	15	H.BARBERA	1'33.928	1'34.083 (14)
16	S.REDDING	25.058	M.DI MEGLIO	25.733	M.DI MEGLIO	26.865	S.BRADL	16.534	16	N.HAYDEN	1'34.325	1'34.397 (16)
17	M.VIÑALES	25.103	A.DE ANGELIS	25.755	A.ESPARGARO	26.888	A.BAUTISTA	16.585	17	M.DI MEGLIO	1'34.459	1'34.459 (17)
18	Y.HERNANDEZ	25.109	S.BRADL	25.808	N.HAYDEN	26.926	N.HAYDEN	16.590	18	A.BAUTISTA	1'34.636	1'35.284 (22)
19	E.LAVERTY	25.213	N.HAYDEN	25.815	E.LAVERTY	27.025	E.LAVERTY	16.608	19	A.DE ANGELIS	1'34.650	1'35.185 (21)
20	M.DI MEGLIO	25.233	J.MILLER	25.880	A.BAUTISTA	27.046	M.DI MEGLIO	16.628	20	J.MILLER	1'34.731	1'34.731 (18)
21	S.BRADL	25.291	E.LAVERTY	25.935	S.BRADL	27.105	A.DE ANGELIS	16.679	21	S.BRADL	1'34.738	1'34.935 (20)
22	A.DE ANGELIS	25.384	A.BAUTISTA	25.951	J.MILLER	27.178	J.MILLER	16.685	22	E.LAVERTY	1'34.781	1'34.923 (19)
23	T.ELIAS	25.732	T.ELIAS	26.442	T.ELIAS	27.349	T.ELIAS	16.762	23	T.ELIAS	1'36.285	1'36.336 (23)

These data/results cannot be reproduced, stored and/or transmitted in whole or in part by any manner of electronic, mechanical, photocopying, recording, broadcasting or otherwise now known or herein after developed without the previous express consent by the copyright owner, except for reproduction in daily press and regular printed publications on sale to the public within 60 days of the event related to those data/results and always provided that copyright symbol appears together as follows below.
© DORNA, 2015






4170 m.

RED BULL INDIANAPOLIS GRAND PRIX

Free Practice Nr. 2

Fastest Laps Sequence

<i>Practice Time</i>	 <i>Rider</i>	<i>Nation</i>	<i>Motorcycle</i>	<i>Time</i>	<i>Km/h</i>	<i>Rider's Lap</i>
3'11.700	99 Jorge LORENZO	SPA	YAMAHA	1'34.157	159.4	2
3'12.371	4 Andrea DOVIZIOSO	ITA	DUCATI	1'34.029	159.6	2
4'45.266	99 Jorge LORENZO	SPA	YAMAHA	1'33.566	160.4	3
5'02.178	93 Marc MARQUEZ	SPA	HONDA	1'33.505	160.5	3
5'02.989	29 Andrea IANNONE	ITA	DUCATI	1'33.388	160.7	3
22'20.491	93 Marc MARQUEZ	SPA	HONDA	1'33.308	160.8	8
28'15.063	99 Jorge LORENZO	SPA	YAMAHA	1'33.256	160.9	12
32'55.097	99 Jorge LORENZO	SPA	YAMAHA	1'33.184	161.1	15
41'24.114	4 Andrea DOVIZIOSO	ITA	DUCATI	1'33.155	161.1	18
41'45.494	93 Marc MARQUEZ	SPA	HONDA	1'32.863	161.6	16
45'03.104	99 Jorge LORENZO	SPA	YAMAHA	1'32.860	161.6	19

These data/results cannot be reproduced, stored and/or transmitted in whole or in part by any manner of electronic, mechanical, photocopying, recording, broadcasting or otherwise now known or herein after developed without the previous express consent by the copyright owner, except for reproduction in daily press and regular printed publications on sale to the public within 60 days of the event related to those data/results and always provided that copyright symbol appears together as follows below.

© DORNA, 2015

Official MotoGP Timing by TISSOT
www.motogp.com

Indianapolis, Friday, August 07, 2015

